



THE BEST WAY TO MAKE YOUR REGULATOR HAPPY

Compliance challenges in a continuously changing market

The need for **transparency** and **control of financial institutions** is constantly increasing. This is particularly true for Solvency II and IFRS regulation in which data production, data management and then data reporting to the authorities and to the market play a central role.

To make comparisons between financial institutions easier and to speed up data exchange between authorities and companies, the **XBRL language** has been chosen by most of the control authorities (EIOPA, EBA, etc). However, Solvency II actuaries and IFRS experts want to add value by analyzing reports and indicators and not with a complex and technical

language like XBRL.

Having one single framework enabling to track each data from calculations to reporting, to analyze easily reports and to hide XBRL's complexity is therefore the key to succeed in compliance projects.

addactis® has developed a new compliance tool, **addactis® One**.

This all-in-one platform will guide you with a simple interface in all steps from data calculation to reporting. Thanks to a dedicated database, a full back-up is provided, enabling to come back to reports previously produced at any time.

addactis® One solution overview

addactis® One is a business oriented solution...

...Adapted to your business

- With the ability to create Solo and Group entities;
- Embedding all reports, LoBs, Currencies: you just need to select once and for all the one corresponding to your business;
- Embedding a code dictionary tailored to your entities.

...Adapted to your team

- With specific access rights that can be setup for as many users as needed;
- With a database architecture which enables team work;
- By tracking all actions in the audit trail with comments.

...Adapted to your architecture

- The solution can be installed locally or on a server;
- You can create as many databases as needed (e.g. a database dedicated to tests and another to production);

- Projects can be fed with several input formats (xls, csv, templates, SQL).

Choosing your architecture, creating the entities, adjusting the rights has to be done only once after database installation and after a structural change in your company. After these initial settings, generating XBRL reports and narrative reports can be done simply in just 5 steps:

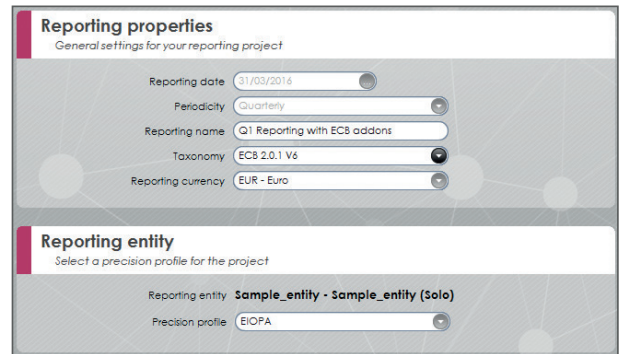


1 PROJECT SETTINGS



A project contains reports for a periodicity and one entity. It is linked to a taxonomy containing the reports and validations defined by the control authority. The taxonomies are prepared by **addactis®** to minimize XBRL complexity for the end user. In particular, XBRL tag's mapping is already included in the taxonomy.

Moreover, precision profiles meeting control authorities requirements are prepared by **addactis®**, so that the user just needs to select the one corresponding to its entity.



Reporting properties
General settings for your reporting project

Reporting date: 31/03/2016
 Periodicity: Quarterly
 Reporting name: Q1 Reporting with ECB add-ons
 Taxonomy: ECB 2.0.1 V6
 Reporting currency: EUR - Euro

Reporting entity
Select a precision profile for the project

Reporting entity: **Sample_entity - Sample_entity (Solo)**
 Precision profile: EIOPA

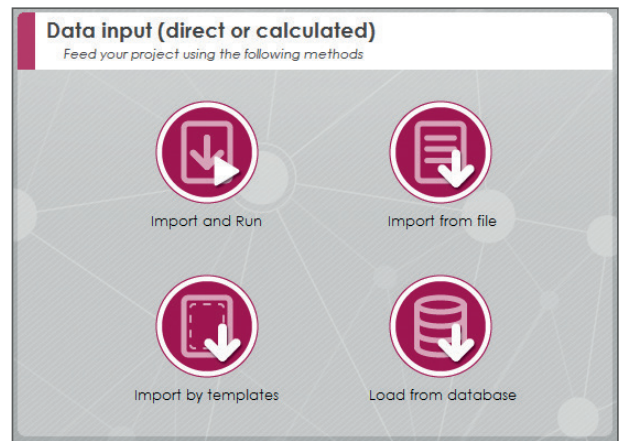
2 DATA INPUT



addactis® One offers 4 import modes to feed the project:

- **Import & Run**
Executes Solvency II Pillars 1 & 2 calculations with ORSA indicators generation
- **Load from file**
Microsoft® Excel and csv files import in a standard format
- **Load from templates**
Microsoft® Excel report import
- **Load from database**
 - A dataset previously imported;
 - A dataset coming from an ETL;
 - A dataset coming from **addactis® Modeling** or **addactis® Dataflow**.

All these modes can be combined allowing a lot of flexibility. This second step embeds also a graph summing up the different datasets feeding the project.



Data input (direct or calculated)
Feed your project using the following methods

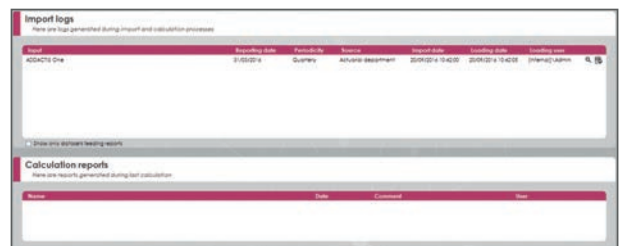
- Import and Run
- Import from file
- Import by templates
- Load from database

3 INPUT VALIDATION



For each project, several datasets can be used. For each data input, **addactis® One** performs some checks about data consistency and produces a log, listing the potential errors and warnings. If there are some errors, the dataset will not be imported into the reports. This step enables therefore to perform some validations on data consistency early in the reporting process. In particular, the value's restrictions for strings are tested during this step.

Datasets coming from an Import & Run can generate calculation reports containing additional analyses and validation features in a user friendly interface.



Import logs
Here are the logs generated during import and calculation processes

Report	Reporting date	Periodicity	Source	Import date	Loading date	Loading user
ADDACTIS One	31/03/2016	Quarterly	Actualized Repeatability	2016/02/15 14:00	2016/02/15 14:00	john@j.admin

Calculation reports
Here are the reports generated during last calculation

Name	File	Comment	Type

4

DASHBOARD



Before XBRL generation, 3 validation steps have to be performed:

- Run the control authority's checks;
- Lock the values of the reports;
- Sign the reports.

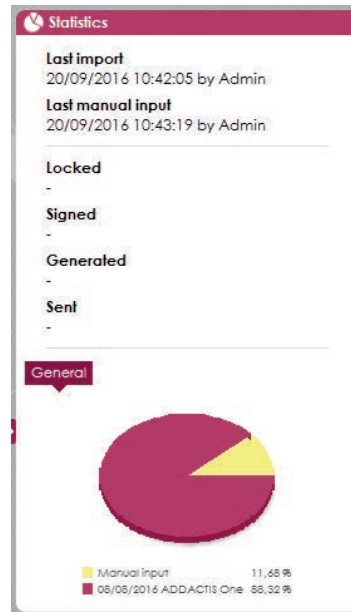
These steps allow therefore validation according to the foureye principle.

A lot of features are available to help experts analyze reports and follow projects progression.

Moreover, each report can be displayed with a detailed audit trail for each cell:

Solvency II value		Statutory accounts value	
Code	Value	Code	Value
C0010	0,00	C0010	0,00
	0,00		1.838.000,00
1.000,00	0,00		0,00
	0,00		17.000,00
17.000,00			

Value	User Name	Date	Action
0,00	(Internal)...	20/07/2016	Updated
0	(Internal)...	20/07/2016	Checked
	(Internal)...	20/07/2016	Checked



A color indicates if the data has been imported (in white), entered manually (in yellow) or changed after an import (in red). Each data can also be commented on. All modifications and comments are tracked in the audit trail.

5

DELIVERY



This is the fifth and last step of your project. The frame displays the XBRL files and narrative reports produced for your project.

Each XBRL generated specifies the list of exported reports. An XBRL file or a narrative report up to date according to project state can be directly sent to a regulator platform after being eventually electronically signed.

Quantitative reports					
Name	Date	Comment	State	Sent	Organization
11.2016(12.21) Reporting with 103 assets (Solvency_II)	20/07/2016 10:02:39		(Internal)Admin		Acting as provide assurance st...
18.02.16 (Solvency_II)	Signed by (Internal)Admin on 20/07/2016 10:02:39				
18.02.16 (Solvency_II)	Signed by (Internal)Admin on 20/07/2016 10:02:39				
18.02.16 (Solvency_II)	Signed by (Internal)Admin on 20/07/2016 10:02:39				
18.02.16 (Solvency_II)	Signed by (Internal)Admin on 20/07/2016 10:02:39				
18.02.16 (Solvency_II)	Signed by (Internal)Admin on 20/07/2016 10:02:39				

Narrative reports					
Name	Date	Comment	State	Sent	Organization
Reporting report 2016	20/07/2016 10:02:39		(Internal)Admin		

addactis® ONE SOLUTION FEATURES



addactis® One solution IT requirements

addactis® One is an independent software solution without any external components or dependencies. It works on any recent 64 bit Windows platform (Windows 7 or later/Windows server 2008 or later) with standard requirements on hardware for these kind of solutions. Local and server licenses are available for the product. All software products are addactis® full property and have no external dependency.

addactis® ONE IS/HAS:

- **An integrated tool:** the entire reporting process can be carried out within the same application; this makes it easier to understand the decisions made by another member of the actuarial or accounting team, to share projects and reports and to correctly interpret results;
- **Easy to use:** the combination of graphs and tables helps the actuary to understand the data and the statistic models, in order to take the right decisions; **addactis® One** is a very flexible compliance tool with a user friendly interface;
- **Transparent:** a full audit trail is provided for all changes made during the project; this audit trail can be displayed for the whole database and for each report's cell. **addactis® One** also allows printing and exporting all reports;
- **Fast and flexible:** **addactis® One** is designed to model the needs for non-life, life and health companies; the Standard Formula engine is designed to handle all kinds of lines of business and covers all countries for natural catastrophe modeling;
- **Full back-up:** with **addactis® One** the entire compliance process is integrated and documented; previous projects can be consulted at any time;
- **A narrative reports generator** to produce reports corresponding to the figures in your projects.

The solution is adapted to team work thanks to the database and to flexible rights definition. The dedicated user and profile management feature allows controlling access to the system and organizing the reporting process between your departments.

MORE ABOUT addactis® One

Contact your closest addactis® expert:

 addactis.com/contacts-addactis/

 addactisone.com

 contact@addactis.com

© 2021 ADDACTIS Group - All rights reserved; any reproduction without written permission from ADDACTIS Group is prohibited.

addactis® is the trademark, property of ADDACTIS Group SA, used by the company ADDACTIS Worldwide to market its service offering.